

Preparation to the Young Physicists' Tournaments' 2024

Ilya Martchenko, [Foundation for Youth Tournaments](#)



Is the novel research limited and discouraged by the existing common knowledge and the ongoing work of competing groups? :-)

Invitation for cooperation

- If you are interested in the idea behind the Kit — to structure the existing knowledge about the physics behind the problems and to encourage students to contrast their personal contribution from the existing knowledge — [your cooperation is welcome](#)
 - If more contributors join the work on the Kit for 2024, or plan bringing together the Kit for 2025, [good editions may be completed earlier](#)
 - It would be of benefit for everybody,
 - [students and team leaders](#), who would have an early reference (providing a first impetus to the work) and a strong warning that IYPT is all about appropriate, novel research, and not about “re-inventing the wheel”
 - [jurors](#), who would have a brief, informal supporting material, possibly making them more objective about the presentations
 - [the audience outside the IYPT](#), who benefits from the structured references in e.g. physics popularization activities and physics teaching
 - [the IYPT](#), as a community and a center of competence, that may generate original, state-of-the-art research problems, widely used in other activities and at other events
 - and also [the authors](#) of the Kit, who could rapidly acquire a competence for the future activities and have a great learning experience
-

How to tackle the IYPT problems?



- How to structure a report?
- What level is competitive?
- How to set the goals, fix the priorities, and set the direction of the work?
- How were people resolving particular issues in the past?
- Look through the historical solutions in the Archive
- an opportunity for goal-oriented critical learning
- examples, not guidelines
- those solutions were good, but yours should be better!





Problem No. 1 “Invent yourself”

Take a box (e.g. a matchbox), filled with identical objects (e.g. matches, balls, ...). Find a method to determine the number of objects in the box solely by the sound produced while shaking the box. How does the accuracy depend on the properties of the objects, the box, and the packing density?

Background reading

- How accurately can you determine the number of matchsticks in a matchbox from the sound it makes when you shake it? (physics.stackexchange.com, 2023), <https://physics.stackexchange.com/questions/759575/how-accurately-can-you-determine-the-number-of-matchsticks-in-a-matchbox-from-th>
- Match Counting (Sathya, Ninad, Sriram), <https://drive.google.com/file/d/1KLenMUk2V76IYrPt-IFOveL-Ansg74vW/view>
- Wikipedia: Rattle (percussion instrument), [https://en.wikipedia.org/wiki/Rattle_\(percussion_instrument\)](https://en.wikipedia.org/wiki/Rattle_(percussion_instrument))
- What is the physics of maracas (11-05-06), <http://www.science-mathematics.com/Physics/201105/3771.htm>
- Maraca History and relation to Physics (youtube, Katt, 30.11.2017), <https://youtu.be/SSn0wkAoZRU>
- How is sound produced in when playing maracas? (quora.com), <https://www.quora.com/How-is-sound-produced-in-when-playing-maracas>
- Physics: DIY Making Maracas (playingscience.co.kr), http://playingscience.co.kr/product?tpf=product/view&category_code=10&code=270
- Wikipedia: Acoustic resonance, https://en.wikipedia.org/wiki/Acoustic_resonance
- N. H. Fletcher and T. D. Rossing. The physics of musical instruments (New York, Springer-Verlag, 1991)
- Lord Rayleigh. The Theory of Sound. (London, Macmillan, 1877, Courier Dover Publications, 1945), <http://books.google.com/books?id=v4NSAIsTwnQC>, <http://books.google.com/books?id=Frvgu1wSFfU>



Problem No. 2 “Droplet microscope”

By looking through a single water droplet placed on a glass surface, one can observe that the droplet acts as an imaging system. Investigate the magnification and resolution of such a lens.


IYPT history

Problem No. 12 “Fluid lens” (IYPT 2007)

Develop a fluid lens system with adjustable focus. Investigate the quality and possible applications of your system.

Reported 5 times, rejected 2 times at IYPT 2007

A drop on a transparent surface



Contents of the problem :

- Develop a fluid lens system with adjustable focus. Investigate the quality and possible application of your system.



Background reading

- G. Planinsic. Water-drop projector. Phys. Teach. 39, 18-21 (2001), <https://users.fmf.uni-lj.si/planinsic/articles/planin2.pdf>
- H. H. Myint, A. M. Marpaung, H. Kurniawan, H. Hattori, and K. Kagawa. Water droplet lens microscope and microphotographs. Phys. Educ. 36, 2, 97-101 (2001), <https://sipeg.unj.ac.id/repository/upload/similarity/TURNITIN-KUMB-2.pdf>
- P.-G. de Gennes, F. Brochard-Wyart, D. Quéré. Gouttes, bulles, perles et ondes (Paris, éd. Belin, 2002), pp. 38-67
- J. Walker. A drop of water becomes a gateway into the world of catastrophe optics. Sci. Am. 261, 120D-123 (1989)
- W. O. Williams. Glass tubing microscope. Phys. Teach. 17, 3, 204-205 (1979)
- J. Freeland, V. R. Krishnamurthi, and Y. Wang. Learning the lens equation using water and smartphones/tablets. Phys. Teach. 58, 5, 360-361 (2020)
- N. A. Szydłowski, H. Jing, M. Alqashmi, and Y. S. Hu. Cell phone digital microscopy using an oil droplet. Biomed. Optics Expr. 11, 5, 2328-2338 (2020)
- T. E. Agbana, J.-C. Diehl, F. van Pul, S. M. Patlan, M. Verhaegen, and G. Vdovin. Imaging & identification of malaria parasites using cellphone microscope with a ball lens. PLOS ONE 13, 10, e0205020 (2018)
- One drop of water turns an iPhone into a Microscope - Day of Curiosity #17 (youtube, Jeremy Pedersen, 30.03.2022), <https://youtu.be/aYQsxB2p4KI>
- Make a FREE Microscope! (DIY With a Water Drop Lens) (youtube, Squint Science, 28.07.2020), <https://youtu.be/cnKCbW75dlk>


Background reading

- Laser Microscope Made With a Drop of Water (youtube, The Action Lab, 11.07.2021), <https://youtu.be/bYEuo3j2Ly0>
- Transform Your iPhone Into a Microscope: Just Add Water (Alex Wild, blogs.scientificamerican.com, 12.03.2012), <https://blogs.scientificamerican.com/compound-eye/transform-your-iphone-into-a-microscope-just-add-water/>
- Wikipedia: Optical resolution, https://en.wikipedia.org/wiki/Optical_resolution
- Wikipedia: Magnification, <https://en.wikipedia.org/wiki/Magnification>
- Wikipedia: Lens, <https://en.wikipedia.org/wiki/Lens>
- Wikipedia: Aberration, http://en.wikipedia.org/wiki/Optical_aberration
- Wikipedia: Spherical Aberration, http://en.wikipedia.org/wiki/Spherical_aberration
- Wikipedia: Meniscus, <http://en.wikipedia.org/wiki/Meniscus>
- Water droplets on various surfaces (4302, physicsexperiments.eu, 05.12.2022), <https://physicsexperiments.eu/4302/water-droplets-on-various-surfaces>
- H. Wang, P. J. Mucha, and G. Turk. Water Drops on Surfaces, https://faculty.cc.gatech.edu/~turk/my_papers/droplet.pdf
- J. A. Lock and J. H. Andrews. Optical caustics in natural phenomena. Am. J. Phys. 60, 5, 397-407 (1992)
- D.-Ch. Su and Ch.-W. Chang. A new technique for measuring the effective focal length of a thick lens or a compound lens. Opt. Comm. 78, 2 118-122 (1990)
- Optics Tutorial - 8 - Cardinal Points (youtube, opticsrealm, 06.12.2012), <http://youtu.be/Hm3ZWI6l6pl>

Background reading

- A. Latham Baker. Thick-lens optics: An elementary treatise for the student and the amateur (D. van Nostrand, 1912), <https://archive.org/details/thicklensopticse00bakerich>
- Thick lens formula (scienceworld.wolfram.com), <http://scienceworld.wolfram.com/physics/ThickLensFormula.html>
- Thick lenses and ABCD formalism (sisu.edu, 12.10.2006), <http://www.sjsu.edu/faculty/beyersdorf/Archive/Phys158F06/10-12%20Thick%20Lenses%20and%20the%20ABCD%20formalism.pdf>
- R. Kingslake and R. B. Johnson. Lens design fundamentals (Academic Press, 2009), [http://f3.tiera.ru/2/E_Engineering/EO_Optical%20devices/Kingslake%20R.,%20Johnson%20R.B.%20Lens%20Design%20Fundamentals%20\(2ed.,%20AP,%202009\)\(ISBN%20012374301X\)\(O\)\(570s\)_EO_.pdf](http://f3.tiera.ru/2/E_Engineering/EO_Optical%20devices/Kingslake%20R.,%20Johnson%20R.B.%20Lens%20Design%20Fundamentals%20(2ed.,%20AP,%202009)(ISBN%20012374301X)(O)(570s)_EO_.pdf)
- Y. Yu, C. Lv, L. Wang, and P. Li. The shape of heavy droplets on superhydrophobic surfaces. ACS Omega. 5, 41, 26732–26737 (2020)

[johnbell3368 2020]



Problem No. 3 “Rigid ramp walker”

Construct a rigid ramp walker with four legs (e.g. in the form of a ladder). The construction may begin to ‘walk’ down a rough ramp. Investigate how the geometry of the walker and relevant parameters affect its terminal velocity of walking.

IYPT history

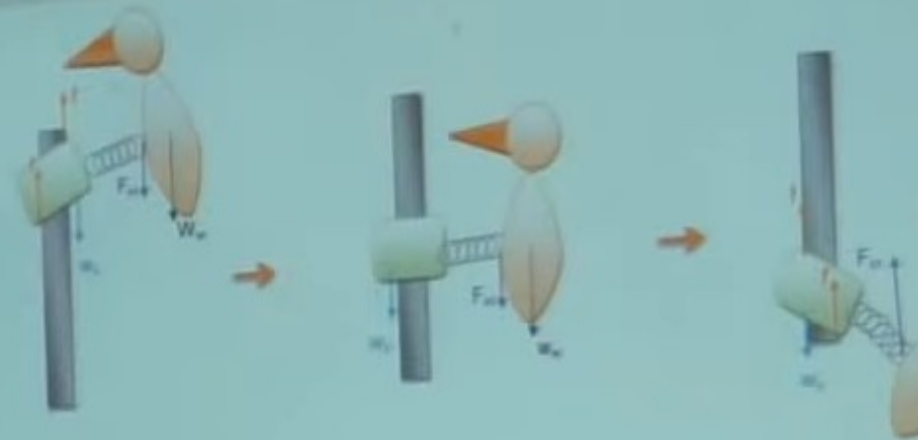
Problem No. 6. "Woodpecker toy" (IYPT 2012)

A woodpecker toy (see picture) exhibits an oscillatory motion. Investigate and explain the motion of the toy.

Reported 10 times, rejected 5 times at IYPT 2012

Problem 6: Woodpecker Toy

Oscillation's Cause



$$F_{el} + W_t = 2 \cdot f$$

At rest

Falling

$$F_{el} + W_t =$$

At rest

Background reading


- Woodpecker Toy Physics (youtube.com, from DrDaveBilliards, Oct. 8, 2008), <http://www.youtube.com/watch?v=s3Y5rNAHdg>
- The woodpecker toy dynamics - 4dof model (youtube.com, jankosavic, Apr. 12, 2008), <http://www.youtube.com/watch?v=j9R58Y6dQ>
- F. Pfeiffer, Mechanische Systeme mit unzeitigen Übergängen. Ingenieur-Archiv 54, 232-240 (1984)
- F. Pfeiffer, Dynamic systems with time-varying or unsteady structure. Ztschr. Ang. Math. Mech. 71, 4, 16-122 (1991)
- Christoph Glocker and Christian Studer, The Woodpecker Toy (ETH Zürich, June 5, 2003), http://www.enr.bris.ac.uk/enrstaff/enrmb/SICONS/061_ETH.pdf
- Remco I. Leine, Christoph Glocker, and Dick H. van Campen, Nonlinear dynamics of the woodpecker toy (Proceedings of DETC'01, 2001), <http://www.dct.tue.nl/NewLeine/ASME21608.pdf>
- Woodpecker toy (Siconos software, 2006), <http://siconos.gforge.inria.fr/examples/EMWoodPecker.html>
- Remco I. Leine and Christoph Glocker, Nonlinear dynamics of wooden toys, <http://www.dct.tue.nl/new/leine/toys.html>, <http://www.zfm.ethz.ch/~leine/images/woodpeckertoy.mpg>
- Remco I. Leine, Dick H. van Campen, and Christoph Glocker, Nonlinear dynamics and modeling of various wooden toys with impact and friction. J. Vibration Control 9, 25-78 (2003), <http://www.zfm.ethz.ch/~leine/papers/Leine%20et%20al%20Impact%20and%20Friction.pdf>

Background reading

- How to make DIY ramp walker physics toys (thekidshouldseethis.com), <https://thekidshouldseethis.com/post/how-to-make-diy-ramp-walker-physics-toys>
- Ramp walkers lurch into collectors's hearts (Ryan Padgett, antiqueweek.com, 4/9/2018), <http://www.antiqueweek.com/ArchiveArticle.asp?newsid=2884>
- R. I. Leine, D. H. van Campen, and C. Glocker. Nonlinear dynamics and modeling of various wooden toys with impact and friction. J. Vibr. Control 9, 25-78 (2003), https://www.inm.uni-stuttgart.de/einzelprojekte/toys/materialien_toys/Leine_x_van_Campen_x_Glocker_-_Nonlinear_Dynamics_and_Modeling_of_Various_Wooden_Toys_with_Impact_and_Friction.pdf
- R. I. Leine and C. Glocker. Nonlinear dynamics of wooden toys (uni-stuttgart.de), <https://www.inm.uni-stuttgart.de/einzelprojekte/toys/woodentoys/>, <https://web.archive.org/web/20141001211359/http://www.zfm.ethz.ch/~leine/toys.htm>
- Walking Horses Made of Paper - J Bell (youtube, John Bell, 29.03.2020), <https://youtu.be/zxxZXrgUq1c>
- The Walking Horse | Physics Toy | Gravity Powered Walking Toy (youtube, The Amaze Lab, 16.04.2020), <https://youtu.be/GmSa9-Ulyhk>
- Cardboard ramp walkers..... easy build (youtube, Bruce Yeany, 01.06.2020), <https://youtu.be/kx-1RuBoSqs>
- Easy to Make Cardboard Ramp Walker (youtube, Ludic Science, 28.07.2020), <https://youtu.be/Djwl-A6S4qs>
- Science Lab: DIY Ramp Walker Toys (youtube, Charlotte County Community Services, 05.10.2020), <https://youtu.be/GHG8PLYjv38>

Background reading

- Make a Dinosaur Ramp Walker (youtube, OntarioScienceCentre, 27.11.2020), <https://youtu.be/aLv9ypg70wk>
- How to make a Ramp Walker Toy? | "Ramp Walker Toys DIY" | D'Art of Science (youtube, d'Art of Science, 23.10.2019), <https://youtu.be/8lEwmZsjLS0>
- Toy Physics - Part 3: Waddling Duck (youtube, DrDaveBilliards, 09.10.2008), <https://youtu.be/huOoqu6O-Yo>
- Toy Physics--Ramp Walker ///Homemade Science with Bruce Yeany (youtube, Bruce Yeany, 12.06.2014), <https://youtu.be/aBq6VArNyQY>
- F. Pfeiffer. Mechanische Systeme mit unsteitigen Übergängen. Ingenieur-Archiv 54, 232-240 (1984)
- F. Pfeiffer. Dynamic systems with time-varying or unsteady structure. Ztschr. Ang. Math. Mech. 71, 4, T6-T22 (1991)



Problem No. 4 “Charge meter”

A lightweight ball is suspended from a thread in the area between two charged plates. If the ball is also charged it will be deflected to one side at a certain angle. What is the accuracy of such a device for measuring the amount of charge on the ball? Optimise your device to measure the smallest possible charge on the ball.

IYPT history

Problem No. 3 "Electric pendulum" (IYPT 2004)

Use a thread to suspend a suitable ball between the plates of a capacitor. When the plates are charged the ball will start to oscillate. What does the period of the oscillations depend on?

Reported 7 times, rejected 3 times at IYPT 2004

Motion of the ball

- Forces acting on charged ball moving between the plates:

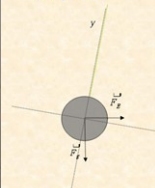
Electrostatic force:

$$\mathbf{F}_E = q \frac{U}{d} \mathbf{e}$$

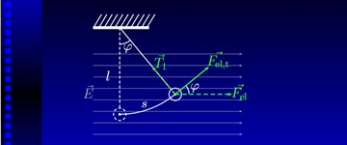
Gravity:

$$\mathbf{F}_G = mg$$

q – ball charge
 U – voltage
 d – distance between plates
 \mathbf{e} – unit vector
 m – ball mass
 g – free fall acceleration



Electrical Force on Ball



Tangential Component: $F_{el,t} = \frac{Uq}{d} \cos \varphi \approx \frac{Uq}{d}$



1.2. PROBLEM No 3: ELECTRIC PENDULUM - IYPT 2004
 SOLUTION OF AUSTRIA

Problem No 3: Electric Pendulum
 Harald Aitzinger, Bernhard Franz, Eva Hasenhuber, Christina Keller, Camilla Ludvig
 (Power Point Presentation)

The problem
 Use a thread to suspend a ball between the plates of a capacitor. When the plates are charged the ball will start to oscillate. What does the period of the oscillations depend on?

Structure

- Basic consideration
- Experimental Setup
- Observation (1)
- Assumption
- Observative Determination
- Observation (2)
- Results
- Special Arrangement
- Conclusions
- Literature


Basic consideration
 The cause of the oscillation will be the fact that whenever the ball touches a capacitor plate it will be charged on the plate and therefore be repelled afterwards. Simultaneously it will be attracted by the oppositely charged plate and the process will carry on.

The issues of the investigation are:

- Why does the oscillation start?
- What are the parameters which influence the oscillation?

171

Experiment




Background reading

- R. V. Krotkov, M. T. Tuominen, and M. L. Breuer. “Franklin’s Bells” and charge transport as an undergraduate lab. *Am. J. Phys.* 69, 50–55 (2001)
- Wikipedia: Franklin bells, https://en.wikipedia.org/wiki/Franklin_bells
- H. Cook and S. C. Dudley. High voltage and Franklin’s Bells at low cost. *Phys. Teach.* 57, 290–292 (2019)
- B. Franklin. *The Collected Papers of Benjamin Franklin*, edited by L. W. Labaree (Yale Univ. Press, New Haven, 1962), Vol. 5, p. 69
- Franklin's Bells (youtube, SMUPhysics, 10.03.2015), <https://youtu.be/Mu2Mg08DE98>
- 5B10.30 Franklin's Bells (Instructor video) (youtube, UMassPhysics, 19.11.2020), <https://youtu.be/nradeRIJXSM>
- Van de Graaff 1 - Franklin's Bells (youtube, Robert Bass, 14.02.2023), <https://youtu.be/yBNP8uWxVN8>
- Conducting Ping-Pong Ball between Capacitor Plates (MIT ODL Video Services, 04/12/2018), <https://techtv.mit.edu/videos/1049-conducting-ping-pong-ball-between-capacitor-plates>
- Parallel Plate Capacitor (ucscphysicsdemo), <https://ucscphysicsdemo.wordpress.com/physics-5c6c-demos/parallel-plate-capacitor/>
- Capacitor Charge Demo: Oscillating Ball (youtube, Physics Demos, 20.08.2016), https://youtu.be/_iA5s6I05ak
- Wikipedia: Wimshurst machine, http://en.wikipedia.org/wiki/Wimshurst_machine



[KidsFunScience 2017]

Problem No. 5 “Ping pong rocket”

A ping pong ball is placed in a container of water. When the container is dropped, the ping pong ball will get launched to a great height. What maximum height can you reach with up to 2 liters of water?

Background reading

- B. Andreotti, W. Toutain, C. Noûs, S. El Rhandour-Essmaili, G. Pérignon-Hubert, and A. Daerr. The ping pong ball water cannon. [arXiv:2010.06713](https://arxiv.org/abs/2010.06713) [physics.ed-ph]
- A. Kiyama, Y. Tagawa, K. Ando, and M. Kameda. Effects of a water hammer and cavitation on jet formation in a test tube. *J. Fluid Mech.* 787, 224-236 (2016)
- TOP 41 amazing tricks and science experiments (youtube, Mr. Hacker, 26.07.2017), <https://youtu.be/mPOcFSHyd9o>
- A. Antkowiak, N. Bremond, S. Le Dizès, and E. Villermaux. Short-term dynamics of a density interface following an impact. *J. Fluid Mech.* 577, 241-250 (2007)
- M. Lavrentiev and B. Chabat. Effets Hydrodynamiques et modeles mathématiques (Mir, 1980)
- S. Gekle and J. M. Gordillo. Generation and breakup of Worthington jets after cavity collapse. Part 1. Jet formation. *J. Fluid Mech.* 663 293-330 (2010)
- B. B. Майер. Кумулятивный эффект в простых опытах. М.: Наука, 1989
- IPT 2020 Online edition: PF2, Cumulative cannon, Colombia vs Russia (youtube, International Physicists' Tournament, 10.05.2021), <https://youtu.be/4hJRDSrC58Q>
- International Physicists' Tournament 2020 Final Live Stream! (youtube, International Physicists' Tournament, 27.09.2020), <https://www.youtube.com/watch?v=5m0uE7vejZ0>
- IPT 2020 Online edition: PF3, Cumulative Cannon, USA vs India (youtube, International Physicists' Tournament, 09.01.2021), <https://youtu.be/sPc8y66KbGE>
- Cumulative Cannon (youtube, Projets Scientifiques en Équipe, 30.06.2020), <https://youtu.be/mnbN12XtbQE>

Background reading

- G. Hering Scavariello. IPT2020-Problem 1-Cumulative cannon (University of Campinas, Brazil), <https://zenodo.org/record/4294727#.X8JToshKg2w>
 - Ping Pong Blast off (Cumulative Cannon) explained in Full detail (youtube, Kids Fun Science, 16.09.2020), <https://youtu.be/RugZ2LmmRQI>
 - Ping Pong Ball BLAST OFF! Experiment (force of gravity) (youtube, Kids Fun Science, 25.05.2017), https://youtu.be/w_9zukur0pXc
 - Ping Pong Blast Off (youtube, Dr. Pi's STEAM LAB, 14.12.2020), <https://youtu.be/74SZjPQ4Dg0>
-



Problem No. 6 “Non-contact resistance”

The responses of a LRC circuit driven by an AC source can be changed by inserting either a non-magnetic metal rod or a ferromagnetic rod into the inductor coil. How can we obtain the magnetic and electric properties of the inserted rod from the circuit's responses?

IYPT history

Problems Nos. 9-10 “Gun” (IYPT 1993)

The picture shows an electromagnetic gun circuit. It can launch metal rings.

(S, C, K) is a power supply consisting of

S, a source of constant voltage in the range 10–300 V,

C, a capacitor with $C=1000\ \mu\text{F}$,

K, a switch;

L is an induction coil;

F is a ferromagnetic core;

R is a metal ring projectile with mass from 1 to 100 g.

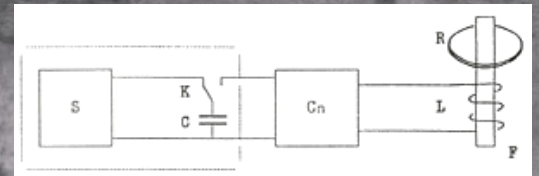
C_n is a converter (some device that converts the energy passing from the capacitor to inductance L in a way you need.) This element does not contain energy sources. It may be completely absent from your gun.

You are to construct, make and demonstrate the electromagnetic gun. It is worth mentioning that the demonstration of your gun will take place with the power supply (elements S, C and K) presented by the Organizing Committee of the YPT. Develop two variants of the gun:

9. A long-range gun is to be constructed to shoot a ring to a maximum altitude. The control parameter is the quantity $H=kh/U^2$, where $k=10000\ \text{V}^2$, h is the height of the projectile, U is the voltage to which the capacitor is charged.

10. A gun-lift is to be constructed to achieve the maximum work of lifting a weight (ring). The control parameter is $W=mgh$, where m is the mass of the ring, $g=10\ \text{m/s}^2$.

Reported 3 (No. 9) and 4 (No. 10) times; rejected 2 (No. 9) and 1 (No. 10) times at IYPT 1993



Background reading

- Wikipedia: LC circuit, https://en.wikipedia.org/wiki/LC_circuit
- Wikipedia: RLC circuit, https://en.wikipedia.org/wiki/RLC_circuit
- Wikipedia: Inductor, <https://en.wikipedia.org/wiki/Inductor>
- Wikipedia: Magnetic core, https://en.wikipedia.org/wiki/Magnetic_core
- Lessons In Electric Circuits -- Volume II (ibiblio.org), https://www.ibiblio.org/kuphaldt/electricCircuits/AC/AC_6.html
- N. Westermann, S. Staacks, H. Heinke, and P. Möhrke. Measuring the magnetic field of a low frequency LC-circuit with phyphox. Phys. Educ. 57, 6, 065024 (2022)
- B. Nana, S.B. Yamgoué, I. Kemajou, R. Tchitnga, and P. Woafu. Dynamics of a RLC series circuit with hysteretic iron-core inductor. Chaos, Solitons & Fractals 106, 184-192 (2018)
- V. Matos, L. Silva, and J. Sena Esteves. Induction ring launcher (Selected Papers on Hands-on Science, pp. 347-352), <https://core.ac.uk/download/pdf/55609458.pdf>
- S. Haidar. Thomson's ring experiment with resonant LC circuit. Phys. Educ. 51, 1, 015013 (2016)
- Project: Electromagnetic Ring Launcher, https://learn-itspice.weebly.com/uploads/2/5/5/2/25523252/electromagnetic_ring_launcher.pdf
- Simulation of the Thomson Ring Experiment (Max Bigelmayr), <http://www.bigel-labs.de/3.Physik/Thomson/web>

[Эйнштейн 2020]



Problem No. 7 “Giant sounding plate”

When a large, thin and flexible plate (e.g. plastic, metal or plexiglass) is bent, it may produce a loud and unusual howling sound. Explain and investigate this phenomenon.

IYPT history

Problem No. 2 "Singing saw" (IYPT 2001)

Some people can play music on a handsaw. How do they get different pitches? Give a quantitative description of the phenomenon.

Reported 7 times, rejected 2 times at IYPT 2001

2. SINGING SAW

Nona Karalashvili,
School №42 named after Iia Vekua
Maxim Matosov
Georgian Lyceum of Science and Technology,
School №42 named after Iia Vekua

In order to receive sound we must have oscillating body. So to play on saw we must make him oscillate. We can do this with bow or mallet.



After beating saw with mallet or playing with bow in saw standing waves appear. If we will strew sugar or other dust on the surface of saw, and then will play, sugar will accumulate on point, which don't take place in oscillations. These points are called nodal points. Oscillations of saw make air oscillate and sound propagates. Loudness of sound is defined by amplitude of oscillations, so we can control on loudness of saw sound by controlling amplitude of oscillations of saw. Pitch of sound is defined by frequency of oscillations.



Let us define natural frequency of rectangle plate.

$$\zeta_0 = \zeta_0(x, y) \cos(\omega t + \sigma)$$

$$\Delta(\zeta_0 - \zeta_0) - \chi_0^2 \zeta_0 = 0, \text{ where } \chi_0^2 = \omega^2 \frac{12\rho(1 - \sigma^2)}{E^2 E}$$

σ is Poisson's coefficient
 E is Young's modulus
 Δ is Laplace's operator

By help of Relay-Ritz's method, we can define frequency of oscillations of plate with supported ends:

$$\zeta_0 = A \sin \frac{m\pi x}{a} \sin \frac{n\pi y}{a}$$

m and n are number of nodes along length and width
 a is length of the saw
 A is width of the saw

Background reading

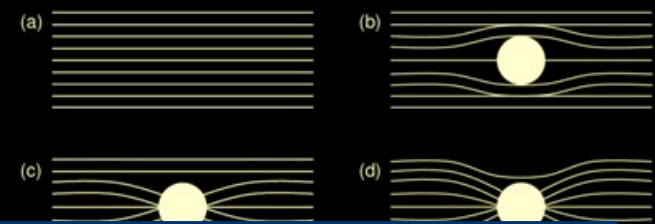
- Поющая пластина(2) - Proposal IYPT 2022 (youtube, Эйнштейн, 16.09.2020), https://youtu.be/yFvy0T_s9O4
- S. Shankar, P. Bryde, and L. Mahadevan. Geometric control of topological dynamics in a singing saw. PNAS 119, 17, e2117241119 (2022)
- R. Worland. The musical saw and the flexatone: An experimental study of confined vibrational modes in metal plates of variable curvature. J. Acoust. Soc. Am. 139, 2011-2011 (2016)
- R. Cook. Vibration of a segment of a non-circular cylindrical shell: The “musical saw” problem. J. Sound Vibrat. 146, 339-341 (1991)
- A. Tubis and R. E. Davis. The musical saw-operational features and simple dynamical theory. J. Acoust. Soc. Am. 71, S82-S83 (1982)
- J. F. M. Scott and J. Woodhouse. Vibration of an elastic strip with varying curvature. Phil. Trans. R. Soc. A 339, 587-625 (1992)
- R. Worland. The musical saw: Musical acoustics of trapped vibrational modes in a curved blade. J. Acoust. Soc. Am. 145, 1750-1750 (2019)
- The unique mathematical physics of the singing saw (Amit Malewar, techexplorist.com, Apr 23, 2022), <https://www.techexplorist.com/unique-mathematical-physics-singing-saw/>
- Musical Saw / Scie Musicale : Gounod, Ave Maria par Grégoire Blanc (youtube, Grégoire Blanc, 15.12.2014), <https://youtu.be/i5KiodkF2m4>
- N. H. Fletcher and T. D. Rossing. The physics of musical instruments (New York, Springer-Verlag, 1991)
- Lord Rayleigh. The Theory of Sound. (London, Macmillan, 1877, Courier Dover Publications, 1945), <http://books.google.com/books?id=v4NSAIsTwnQC>



Prob. No. 8 “Another magnetic levitation”

Place a large disk-shaped magnet on a non-magnetic conductive plate. When a smaller magnet is moved under the plate, the magnet on top may levitate under certain conditions. Investigate the levitation and the possible motion of the magnet on top.

IYPT history



Problem No. 1 “Invent it yourself” (IYPT 1992)

“Magnetic suspension” may be used in high speed trains of the future. Design and make an experimental model of such a suspension.

Reported 1 times, rejected 1 times at IYPT 1992

Problem No. 3 “Magnetism” (IYPT 1994)

A cylindrical permanent magnet falling inside a copper tube is found to move at an almost constant velocity, the slower the thicker and the walls of the tube. Use this fact to formulate a problem (See also 14).

Reported 3 times, rejected 3 times at IYPT 1994

Problem No. 16 “Magnetic brakes” (IYPT 2014)

When a strong magnet falls down a non-ferromagnetic metal tube, it will experience a retarding force. Investigate the phenomenon.

Reported 15 times, rejected 2 times at IYPT 2014

Problem No. 14 “Magnetic friction” (IYPT 1994)

To investigate the phenomenon described in the problem 3 we suggest to create the device containing the following elements:

- a copper plate (or a set of plates) 0.3 to 15 mm thick. The length and the width of the plate may be chosen according to one’s convenience, but they should be large enough to avoid the effect of the boundaries;


- a cylindrical electromagnet with a flat butt-end;
- a device providing free motion of the flat butt-end of the electric magnet over the horizontal surface of the copper plate. It is very important that the gap between the magnet and the plate is small as possible and constant everywhere;

- the push providing the uniform motion of the magnet at a given velocity over the plate surface. Introduce the following notation: T — the push (and the force of magnetic friction), v — the velocity of the magnet, h — the thickness of the plate. Investigate and determine experimentally the dependence of T on h at $v=\text{const}$ for several values of v .

Reported 0 times, rejected 0 times at IYPT 1994

Background reading

- Eddy Current Levitation (Harvard Natural Sciences Lecture Demonstrations), <https://sciencedemonstrations.fas.harvard.edu/presentations/eddy-current-levitation>
- M. Bonvalot, P. Courtois, P. Gillon, and R. Tournier. Magnetic levitation stabilized by eddy currents. *J. Magnetism and Magnetic Materials* 151, 1-2, 283-289 (1995)
- A. Schilling. The physics of diamagnetic levitation (2021), [arXiv:2101.02160](https://arxiv.org/abs/2101.02160) [physics.ed-ph]
- Wikipedia: Magnetic levitation, https://en.wikipedia.org/wiki/Magnetic_levitation
- Wikipedia: Eddy current, http://en.wikipedia.org/wiki/Eddy_current
- Eddy Current Levitation (youtube, Chris's Workbench, 28.08.2017), <https://youtu.be/A7BScXvM8w0>
- Stable eddy current induction levitation of aluminum disk (youtube, davekni, 18.02.2018), <https://youtu.be/AHED5xSnnM8>
- Copper's Surprising Reaction to Strong Magnets | Force Field Motion Dampening (youtube, NightHawkInLight, 26.01.2018), <https://youtu.be/sENgdSF8ppA>
- Eddy Currents, Magnetic Braking and Lenz's Law (youtube, Fiona Meade, 21.06.2011), http://youtu.be/otu-KV3iH_I
- Wikipedia: Faraday's law of induction, https://en.wikipedia.org/wiki/Faraday%27s_law_of_induction
- Wikipedia: Lenz's law, https://en.wikipedia.org/wiki/Lenz%27s_law
- C. Elbuken, E. Shameli, and M. B. Khamesee. Modeling and analysis of eddy-current damping for high-precision magnetic levitation. *IEEE Trans. on Magnetics* 43, 1, 26-32 (2007), <https://celbuken.unam.bilkent.edu.tr/wp-content/uploads/2017/01/2-Elbuken07-IEEE-magnetics-eddy-current.pdf>



Problem No. 9 “Juicy solar cell”

A functional solar cell can be created using conducting glass slides, iodine, juice (eg. blackberry) and titanium dioxide. This type of cell is called a Grätzel cell. Make such a cell and investigate the necessary parameters to obtain maximum efficiency.

Background reading

- Make a Grätzel cell (edu.rsc.org), <https://edu.rsc.org/resources/make-a-grtaand776zel-cell/1290.article>
 - How to Build & Use a Dye-Sensitized Solar Cell (DSSC) + a Discussion on Energy & Efficiency (instructables.com), <https://www.instructables.com/How-to-Build-Use-A-Dye-Sensitized-Solar-Cell-DS/>
 - Constructing a Dye Sensitized Solar Cell (youtube, Neal Abrams, 09.10.2009), <https://youtu.be/17SsOKEN5dE>
 - Wikipedia: Dye-sensitized solar cell, https://en.wikipedia.org/wiki/Dye-sensitized_solar_cell
-



Problem No. 10 “Magnetic gear”

Take several identical fidget spinners and attach neodymium magnets to their ends. If you place them side by side on a plane and rotate one of them, the remaining ones start to rotate only due to the magnetic field. Investigate and explain the phenomenon.

Background reading

- Wikipedia: Magnetic gear, https://en.wikipedia.org/wiki/Magnetic_gear
- Magnetic Gears (youtube, K&J Magnetics, 03.08.2021), <https://youtu.be/HBgjueoZ58Q>
- Magnetic Gears (kjmagnetics.com), <https://www.kjmagnetics.com/blog.asp?p=magnetic-gear>
- P. M. Tlali, R-J. Wang, and S. Gerber. Magnetic gear technologies: A review. Proc. 2014 International Conference on Electrical Machines (ICEM) (Berlin Sept 2-5, 2014)
- K. Atallah and D. Howe. A novel high-performance magnetic gear. IEEE Trans. on Magnetics 37, 4, 2844-2846 (2001)
- C. G. Armstrong. Power Transmitting Device. U.S. Pat. No. 0,687,292 (1901), <https://patents.google.com/patent/US687292>
- R. Bassani. Dynamic stability of passive magnetic bearings. Nonlinear Dynamics 50,161-168 (2007)
- Магнитный множитель скорости | Magnetic Games (youtube, Magnetic Games, 12.06.2021), <https://youtu.be/1w5OI05bLE>
- "Free Energy" Magnetic Fidget Spinner Motor Real? (youtube, electronicsNmore, 22.07.2017), <https://youtu.be/BSdSDfOWbNs>
- A. Ya. Krasil'nikov and A. Ya. Krasil'nikov. Calculation of the shear force of highly coercive permanent magnets in magnetic systems With consideration of affiliation to a certain group based on residual induction. Chem. Petroleum Engineering 44, 7-8, 362-365 (2008)
- E. P. Furlani. Permanent magnet and electromechanical devices (Academic Press, San Diego, 2001)

Background reading

- W. Lorimer and A. Hartman. Magnetization pattern for increased coupling in magnetic clutches. IEEE Trans. Magnetics 33, 5 (1997)
 - A. Ya. Krasil'nikov and A. A. Krasil'nikov. Torque determination for a cylindrical magnetic clutch. Rus. Engineering Res. 29, 6, 544-547 (2009)
 - Demonstration of Magnetic Gear (youtube, Mau Hing CHAN, 20.04.2022), <https://youtu.be/INcGbOcSqEg>
-



[thenakedscientists 2009]

Problem No. 11 “Pumping straw”

A simple water pump can be made using a straw shaped into a triangle and cut open at the vertices. When such a triangle is partially immersed in water with one of its vertices and rotated around its vertical axis, water may flow up through the straw. Investigate how the geometry and other relevant parameters affect the pumping speed.

Background reading

- Pumping Straw - a centrifugal pump (thenakedscientists.com, 19 April 2009), <https://www.thenakedscientists.com/get-naked/experiments/pumping-straw-centrifugal-pump>
- How to make a Water pump with a Straw - dArtofScience (youtube, d'Art of Science, 12.12.2014), <https://youtu.be/yf1tSFXhnjw>
- Wikipedia: Centrifugal pump, https://en.wikipedia.org/wiki/Centrifugal_pump
- STEM Toy: Centrifugal Sprinkler (Yamiuo, instructables.com), <https://www.instructables.com/STEM-Toy-Centrifugal-Sprinkler/>
- Straw Sprinkler (youtube, Ayushi Verma, 18.10.2021), <https://youtu.be/q7dslGdqYLO>
- Centrifugal Straw Sprinkler Experiment - How to make a sprinkler with a straw (youtube, Kids Fun Science, 22.05.2017), <https://youtu.be/lapojBslMGo>
- The drinking straw pump (E. Inglis-Arkell, gizmodo.com, Sep 16, 2011), <https://gizmodo.com/the-drinking-straw-pump-5840539>
- Centrifugal sprinkler (Sprinkler Straw) experiment (robolab.in), <https://www.robolab.in/centrifugal-sprinkler-sprinkler-straw-experiment/>
- STRAW CENTRIFUGE PUMP - ENGLISH - 11MB (youtube, Arvind Gupta, 17.06.2009), <https://youtu.be/jS-JrWfhEJI>

[r/mildlyinteresting 2023]



Problem No. 12 “The soap spiral”

Lower a compressed slinky into a soap solution, pull it out and straighten it. A soap film is formed between the turns of the slinky. If you break the integrity of the film, the front of the film will begin to move. Explain this phenomenon and investigate the movement of the front of the soap film.

Background reading

- Wikipedia: Minimal surface, https://en.wikipedia.org/wiki/Minimal_surface
- Wikipedia: Young-Laplace equation, https://en.wikipedia.org/wiki/Young%E2%80%93Laplace_equation
- Wikipedia: Plateau's problem, https://en.wikipedia.org/wiki/Plateau%27s_problem
- Wikipedia: Plateau's laws, https://en.wikipedia.org/wiki/Plateau%27s_laws
- F. J. Almgren Jr. and J. E. Taylor. The geometry of soap films and soap bubbles. *Scientific American* 235, 1, 82–93 (July 1976)
- E. I. Kats. Physics of soap films. *Mol. Cryst. and Liquid Cryst.* 292, 199-212 (1997)
- L. Gomi and L. Mahadevan. Minimal surfaces bounded by elastic lines. *Proc. Royal Soc. A* 468, 1851-1864 (2012)
- Playing with bubbles and slinky toy - so much fun for kids and adults too! (youtube, Bubbly Heaven, 26.11.2022), <https://youtu.be/5o6mIXcOmqs>
- Blowing bubbles with a slinky toy (Little Party Heaven, Dec 12, 2022), <https://www.bubblyheaven.co.uk/2022/12/12/blowing-bubbles-slinky-toy/>
- Amazing slinky bubble skills..... #kieronthemighty #shorts #shortswithcamilla #slinky #slinkytricks (youtube, Kieron the Mighty, 25.08.2022), <https://youtu.be/VBoLo8gBpsg>
- The chemistry (and a little physics) of soap bubbles (David A. Katz, chymist.com), <http://www.chymist.com/soap%20bubbles%20part%203.pdf>
- R. A. Young. Longitudinal standing waves on a vertically suspended slinky. *Am. J. Phys.* 61, 353-360 (1993)

Background reading

- W. J. Cunningham. The physics of the tumbling spring. *Am. J. Phys.* 15, 348-352 (1947)
- M. S. Longuet-Higgins. On Slinky: The dynamics of a loose, heavy spring. *Proc. Cam. Phil. Soc.* 50, 347-351 (1954)
- Wikipedia: Slinky, <http://en.wikipedia.org/wiki/Slinky>
- C. V. Boys. *Soap bubbles, their colours and the forces which mould them* (Dover, New York, 1959)
- A. G. Cook. Tough soap films and bubbles. *J. Chem. Educ.* 15, 161 (1938)
- A. L. Kuehner. Long lived soap bubbles. *J. Chem. Educ.* 35, 337 (1958)
- C. L. Stong. How to blow soap bubbles that last for months or even years. *Sci. Amer.* 220 (5), 128 (1969)
- C. L. Stong. How to blow bubbles that survive for years. *Sci. Amer.* 229 (1), 110 (1973)
- V. Casteletto, I. Cantat, D. Sarker, R. Bausch, D. Bonn, and J. Meunier. Stability of soap films: Hysteresis and nucleation of black films. *Phys. Rev. Lett*, 90, 048302 (2003)
- F. Brasz. *Soap Films: Statics and Dynamics* (Princeton, 2010), <http://www.princeton.edu/~stonelab/Teaching/FredBraszFinalPaper.pdf>
- A. S. C. Lawrence. Stability in soap films. *Nature*, 125, 970-971 (1930)



Problem No. 13 “Shooting rubber band”

A rubber band may fly a longer distance if it is non-uniformly stretched when shot, giving it spin. Optimise the distance that a rubber band with spin can reach.

Background reading

- A. T. Oratis and J. C. Bird. Shooting rubber bands: Two self-similar retractions for a stretched elastic wedge. Phys. Rev. Lett. 122, 014102 (2019)
- A. T. Oratis. Shooting rubber bands: dynamic buckling in unconstrained elastic ribbons (Boston University Theses & Dissertations, 2016), <https://open.bu.edu/handle/2144/17073>
- P. Mason. Finite elastic wave propagation in rubber. Proc. Royal Soc. A 272, 1350, 315-330 (1963)
- P. Raux, P. Reis, J. Bush, and C. Clanet. Rolling ribbons. Phys. Rev. Lett. 105, 4, 044301 (2010)
- R. Vermorel, N. Vandenberghe, and E. Villermaux. Rubber band recoil. Proc. Royal Soc. A 463, 641-658 (2006)
- How to shoot a rubber band twice as fast, twice as far, and much more accurately (Mark Frauenfelder, boingboing.net, Nov 10, 2016), <https://boingboing.net/2016/11/10/how-to-shoot-a-rubber-band-twi.html>
- You've Probably Been Shooting Rubber Bands Wrong (youtube, Scam Nation, 10.11.2016), <https://youtu.be/fa3vvCIBtWg>
- How to Shoot Rubber Bands (youtube, GIAN MAN SUPER, 16.06.2021), <https://youtu.be/N6QCKvqPMYE>
- B. Yeats. Physical modeling of real-world slingshots for accurate speed predictions, arXiv:1604.00049 [physics.pop-ph]



Problem No. 14 “Ruler trick”

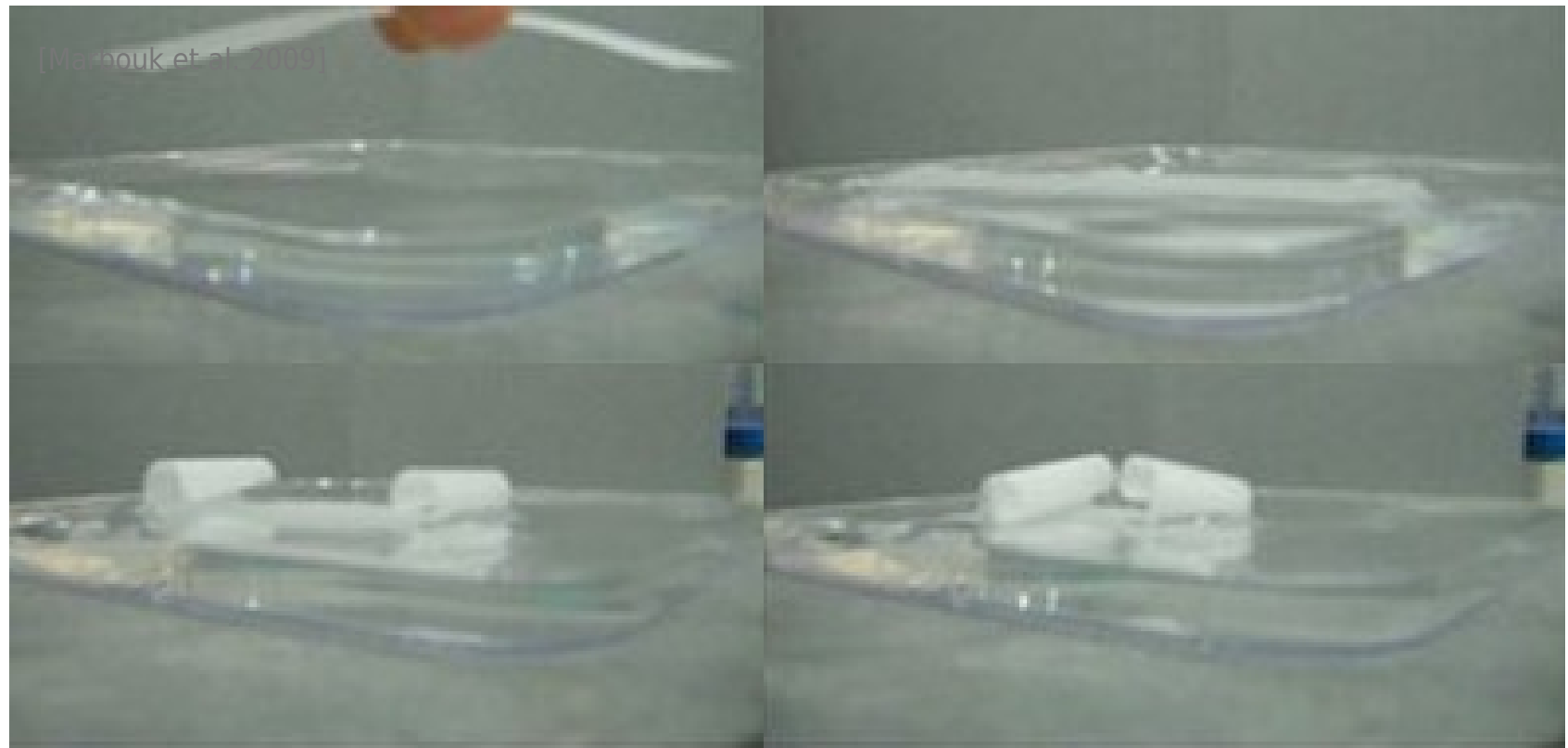
Place a ruler on the edge of a table, and throw a ball at its free end. The ruler will fall. However, if you cover a part of the ruler with a piece of paper and repeat the throw, then the ruler will remain on the table while the ball will bounce off it. Explain this phenomenon, and investigate the relevant parameters.

Background reading

- H. G. Riveros. Popular explanations of physical phenomena: Broken ruler, oxygen in the air and water attracted by electric charges. Eur. J. Phys. Educ. 3, 2, 52-57 (2012), <http://eu-journal.org/index.php/EJPE/article/view/111/110>, <https://files.eric.ed.gov/fulltext/EJ1052002.pdf>
- D. Ivanov and S. Nikolov. Is it simple to explain simple experiments? The 'heavy newspaper' stick break. Phys. Educ. 55, 1, 015014 (2020)
- J. Leeming. The Real Book of Science Experiments (New York, Garden City, 1954)
- D. Herbert. Mr. Wizard's Science Secrets (New York, Hawthorn, 1965)
- C. Vivian. Science Experiments & Amusements for Children (New York, Dover, 1967)
- M. Mandell. Physics Experiment for Children (New York, Dover, 1968)
- L. de Vries. The book of Experiments (London, Murray, 1974)
- Atmospheric pressure: Very heavy newspaper (youtube, SciencesFunFunFun, 14.12.2008), <https://youtu.be/ywJBZIS81c4>
- How Does The Ruler Trick Work? (youtube, The Action Lab, 23.02.2022), <https://youtu.be/VI8C52ueO6c>
- Air Pressure Breaks a Ruler (youtube, George Mehler, 18.04.2012), <https://youtu.be/UvMmfacVA24>
- Break a Ruler With Atmospheric Pressure! (youtube, TAMU Physics & Astronomy, 29.06.2022), <https://youtu.be/0pJITzz5pDw>
- slow motion ruler broken by newspaper and atmospheric pressure a science with bobert video short (youtube, science with bobert, 19.02.2023), <https://youtu.be/T9pRYfa9syk>

Background reading

- Heavy paper (youtube, The Experiment Archive, 03.03.2022), <https://youtu.be/LYsMInZ7Izl>
- Break a Ruler Using Newspaper and Atmospheric Pressure (education.com), <https://www.education.com/science-fair/article/pressure-news-pretty-heavy/>
- Is that sheet of newspaper really that heavy? (Vijay K. Shanker), https://www.eecis.udel.edu/~vijay/BLAST/air_pressure/newspaper_ruler.html
- Heavy paper (experimentarchive.com), <https://www.experimentarchive.com/experiments/heavy-paper/>
- Suction Science: How to Break a Ruler Using Air Pressure (Mack Levine, education.com, Jan 9, 2014), <https://www.scientificamerican.com/article/bring-science-home-air-pressure-ruler/>
- How to break a ruler with atmospheric pressure (thekidshouldseethis.com), <https://thekidshouldseethis.com/post/break-a-ruler-atmospheric-pressure-video>
- In this issue: the power of atmospheric pressure (Backyard chemistry, rsc.org), https://www.rsc.org/images/IC0511-atmospheric-pressure_tcm18-233508.pdf



Problem No. 15 “Wet scroll”

Gently place a piece of tracing paper on the surface of water. It rapidly curls into a scroll and then slowly uncurls. Explain and investigate this phenomenon.

Background reading

- E. Reyssat and L. Mahadevan. How wet paper curls. EPL, 93, 5, 54001 (2011), <https://softmath.seas.harvard.edu/wp-content/uploads/2019/10/2011-05.pdf>
- E. Mabrouk, D. Cuvelier, F. Brochard-Wyart, P. Nassoy, and M.-H. Li. Bursting of sensitive polymersomes induced by curling. PNAS 106, 18, 7294-7298 (2009)
- P.-G. de Gennes, F. Brochard-Wyart, D. Quéré. Gouttes, bulles, perles et ondes (Paris, éd. Belin, 2005), p. 118
- M. Alava and K. Niskanen. The physics of paper. Rep. Progress in Physics, 69, 3, 669-723 (2006)
- M. L. Dano and J. P. Bourque. Deformation behavior of paper and board subjected to moisture diffusion. Int. J. Solids and Structures, 46, 6, 1305-1316 (2009)
- M. Lindner. Factors affecting the hygroexpansion of paper. J. Materials Sci. 53, 1, 1-26 (2018)



Problem No. 16 “Cushion catapult”


Place an object on a large air cushion and drop several other objects in such a way that the first object is catapulted away. Investigate how the exit velocity depends on relevant parameters.

Background reading

- Blob Jumping Catapults People into the Sky Like Angry Birds (DNews, seeker.com, 7/22/2011), <https://www.seeker.com/blob-jumping-catapults-people-into-the-sky-like-angry-birds-1765324542.html>
- Blobbing Projectiles (Casey Morrissey, Physics in our everyday lives, September 10, 2012), <https://caseymorrissey.wordpress.com/2012/09/10/blobbing-projectiles/>
- Conservation of energy: Practice (physics.info), <https://physics.info/energy-conservation/practice.shtml>
- So, this is called Blobbing! (fyphysica.tumblr.com), <https://fyphysica.tumblr.com/post/143675036136/so-this-is-called-blobbing-potential-energy-of-physics-of-blobbing>
- physics of blobbing (Grace Lee, prezi.com, Dec 13 2013), <https://prezi.com/jjkjofg6hnuq/physics-of-blobbing/>
- World Record Blob Jump (Rhett Allain, wired.com, Aug. 1, 2011), <https://www.wired.com/2011/08/world-record-blob-jump/>
- Launch into Fun with the WaterBlob (The Original Water Blob, 2023), <http://thewaterblob.com/>
- Best Blob Jumps Compilation (youtube, Poor Judgement, 07.03.2017), <https://youtu.be/BfU8SZ41rj0>
- Blob Jump Official Guinness World Record (youtube, Paintballfarm, 01.07.2011), <https://youtu.be/n8BX6v9k9CU>
- Blobbing (area47.at), <https://area47.at/en/water-area/blobbing/>

Background reading

- Blobbing | AREA 47 - Tirol (youtube, AREA 47 - Tirol, 24.03.2016), https://youtu.be/QVh_sEaWqco
 - Blob Jump Official Guinness World Record (youtube, Paintballfarm, 01.07.2011), <https://youtu.be/n8BX6v9k9CU>
 - G. Tural. Amazing physics: Learning about work, energy and projectile motion in a historical context. Phys. Educ. 48, 3, 336 (2013)
-



Problem No. 17 “Quantum light dimmer”

If you put a flame with table salt added in front of a vapour sodium lamp, the flame casts a shadow. The shadow can become lighter, if the flame is put into a strong magnetic field. Investigate and explain the phenomenon.

Background reading

- Zeeman Effect - Control light with magnetic fields (youtube, Applied Science, 25.06.2018), <https://youtu.be/OzkcB1lkgGU>
- Candle flame is repelled by magnets (and Zeeman follow-up) (youtube, Applied Science, 16.07.2018), <https://youtu.be/JV4Fk3VNZqs>
- Zeeman Effect, Effekt (youtube, xofunkox-scientific experiments, 09.06.2018), <https://youtu.be/iyBjPiRlxzg>
- Zeeman Effect - Control light with magnetic fields (Ben Krasnow, June 24, 2018), <https://benkrasnow.blogspot.com/2018/06/zeeman-effect-control-light-with.html?m=1>
- M. Faraday. On the diamagnetic conditions of flame and gases. Phil. Magazine and J. of Science 3, 31, 210, 401-421 (1847)
- Be a fire bender with the power of magnets (Dan Maloney, hackaday, July 23, 2018), <https://hackaday.com/2018/07/23/be-a-fire-bender-with-the-power-of-magnets/>
- Wikipedia: Zeeman effect, https://en.wikipedia.org/wiki/Zeeman_effect
- Wikipedia: Sodium-vapor_lamp, https://en.wikipedia.org/wiki/Sodium-vapor_lamp

Find all the differences you can!



IYPT 1989, Team Netherlands



IYPT 2016, Team United Kingdom

The ultimate response to all "What for?"-questions:

**" If we knew what we were doing,
it wouldn't be called research! "**

Albert Einstein

John Blocher



Important information

- The basic goal of this Kit is **not** in providing students with a start-to-finish manual or in limiting their creativity, but **in encouraging** them to
 - regard their work critically,
 - look deeper,
 - have a better background knowledge,
 - be skeptical in embedding their projects into the standards of professional research,
 - and, as of a first priority, be attentive in not “re-inventing the wheel”
 - An early exposure to the culture of **scientific citations**, and developing a **responsible attitude toward making own work truly novel and original**, is assumed to be a helpful learning experience in developing necessary standards and attitudes
 - Good examples are known when the Kit has been used as a **concise supporting material** for jurors and the external community; the benefits were in having the common knowledge structured and better visible
 - Even if linked from iypt.org, this file is **not** an official, binding release of the IYPT, and should under no circumstances be considered as a collection of authoritative “musts” or “instructions” for whatever competition
 - All suggestions, feedback, and criticism about the Kit are warmly appreciated
-

Habits and customs

- Originality and independence of your work is always considered as of a first priority
 - There is no “correct answer” to any of the IYPT problems
 - Having a deep background knowledge about earlier work is a must
 - Taking ideas without citing is a serious misconduct
 - Critically distinguishing between personal contribution and common knowledge is likely to be appreciated
 - Reading more in a non-native language may be very helpful
 - Local libraries and institutions can always help in getting access to paid articles in journals, books, and databases
 - The IYPT is not about reinventing the wheel, or innovating, creating, discovering, and being able to contrast own work with earlier knowledge and the achievements of others?
 - Is IYPT all about competing, or about developing professional personal standards?
-

Requirements for a successful IYPT report

- Novel research, not a survey or a compilation of known facts
 - Balance between experimental investigation and theoretical analysis
 - Comprehensible, logical and interesting presentation, not a detailed description of everything-you-have-performed-and-thought-about
 - Clear understanding of the validity of your experiments, and how exactly you analyzed the obtained data
 - Clear understanding of what physical model is used, and why it is considered appropriate
 - Clear understanding of what your theory relies upon, and in what limits it may be applied
 - Comparison of your theory with your experiments
 - Clear conclusions and clear answers to the raised questions, especially those in the task
 - Clear understanding of what is your novel contribution, in comparison to previous studies
 - Solid knowledge of relevant physics
 - Proofread nice-looking slides
 - An unexpected trick, such as a demonstration *in situ*, will always be a plus
-



Preparation to 37th IYPT' 2024: references, questions and advices

Turisty by T. M. used on the cover
with kind permission

Ilya Martchenko ¹

¹ Foundation for Youth Tournaments

August 5, 2023

<http://kit.ilyam.org>